

bc • san michele

Catalogue
1982—2022

Catalogue 1982—2022

bc•san michele

About us

A key player in the market since 1982, *BC San Michele* produces a wide range of lighting products which can be adapted to many varied spaces and styles.

Forty years of artisan experience, combined with up-to-date technology developed and expanded over time, help the company create high quality products with refined lines.

All creations purchased by the customer carry with them the commitment of the company and of all the people who took part in its realization preserving their memory and skill.

This catalogue brings together the most representative of the company's collections, which have given value to *BC San Michele's* long and faithful history.

Presente sul mercato dal 1982 la società BC San Michele produce una vasta gamma di prodotti di illuminazione destinati alle soluzioni più varie.

Con quarant'anni di esperienza artigianale, affiancata alla tecnologia che si è sviluppata e ampliata nel tempo, la ditta realizza prodotti di alta qualità e dalle linee ricercate.

L'oggetto che il cliente acquista porta con sé l'impegno dell'azienda e di tutte le persone che sono intervenute nella sua realizzazione e ne conserva in qualche modo la memoria.

Questo catalogo raggruppa le più rappresentative collezioni dall'azienda, che hanno contribuito a dare valore alla sua storia.

Catalogue 1982—2022

Cassiopea	6
Mira	14
Polaris	46
Aurora	62
Vega	68
Nebula	74
Idra	82
Daphne	100
Flora	112
Demetra	118
Gemma	130
Ercole	138
Saturno	148
Alya	166
Altair	176
Sirio	186

Cassiopea

This collection with crystals is characterized by an essential shape that enhances the timelessness of the line making it suitable for both classic and modern furnishings.

Collezione con cristalli caratterizzata da un forma essenziale che esalta l'atemporalità della linea rendendola adatta sia ad ambienti classici che moderni.







Models Modelli

832/020
Ø20 H28 cm
n°1 E14 max 7W



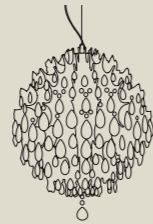
832/030
Ø30 H41 cm
n°4 E14 max 7W




832/040
Ø40 H51 cm
n°4 E27 max 14W




832/050
Ø50 H62 cm
n°6 E27 max 14W



832/060
Ø60 H73 cm
n°8 E27 max 14W




832/080
Ø80 H85 cm
n°12 E27 max 14W



832/A28
L32 H34 D15 cm
n°2 E14 max 7W



832/A60
L60 H65 D32 cm
n°5 E27 max 14W



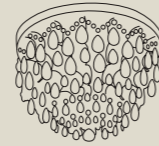
832/P30
Ø30 H20 cm
n°2 E14 max 7W



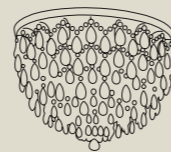
832/P40
Ø40 H26 cm
n°3 E27 max 14W



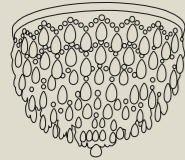
832/P50
Ø50 H34 cm
n°5 E27 max 14W



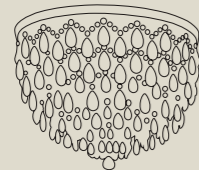
832/P60
Ø60 H42 cm
n°6 E27 max 14W



832/P80
Ø80 H48 cm
n°9 E27 max 14W



832/PD100
Ø100 H60 cm
n°12 E27 max 14W



832/L20
Ø20 H30 cm
n°1 E14 max 7W



832/PT30
Ø30 H160 cm
n°3 E14 max 7W



Finishes Finiture

O
Gold
Oro



C
Chrome
Cromo



A
Light Burnished
Brunito Chiaro



N
Nickel
Nichel



M
Opaque Nickel
Nichel Opaco



Crystals Cristalli

AS
Clear AS Crystal
Cristallo AS trasparente



Mira

A collection characterized by a liberty line with crystal flowers and sinuous shapes that recall nature. Rich in finishings and colors to decorate and illuminate any space.

Collezione caratterizzata da una linea liberty con fiori di cristallo e forme sinuose che richiamano alla natura. Ricca di finiture e colori per decorare, illuminando qualsiasi ambiente.

















↑ 442/LPC14 A CAS C
← 442/PT17 C CAS L

Mira






↑ 444/S20 K CAS T
← 444/A20 K CSH N

Mira




































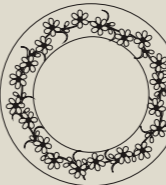







Models Modelli

<p>440/P52 Ø52 H19 cm n°6 E14 max 7W</p> 	<p>440/P72 Ø72 H19 cm n°6 E14 max 7W</p> 	<p>440/P115 × 58 Oval 115 × 58 H19 cm n°6 E14 max 7W</p> 	<p>440/A2G 33 × H31 × W19 cm n°2 G9 max 7W</p> 	<p>440/A2P 30 × H21 × W19 cm n°2 G9 max 7W</p> 	<p>441/075 Ø75 H70 cm n°12 G9 max 7W</p> 
<p>441/110 Ø110 H100 cm n°18 G9 max 7W</p> 	<p>441/P43 Ø42 H25 cm n°2 G9 max 6W</p> 	<p>441/P55 Ø55 H35 cm n°9 G9 max 6W</p> 	<p>441/P75 Ø75 H35 cm n°12 G9 max 6W</p> 	<p>441/P90 Ø96 H30 cm n°18 G9 max 6W</p> 	<p>441/A1 16 × H28 × W12 cm n°1 G9 max 7W</p> 
<p>441/A2 21 × H42 × W12 cm n°2 G9 max 7W</p> 	<p>441/A3 30 × H63 × W12 cm n°3 G9 max 7W</p> 	<p>441/LPC14 Ø14 H42 cm n°1 E27 max 14W</p> 	<p>441/LMC17 Ø17 H48 cm n°1 E27 max 14W</p> 	<p>441/LMC25 Ø25 H48 cm n°1 E27 max 14W</p> 	<p>441/LMC34 Ø34 H48 cm n°1 E27 max 14W</p> 
<p>441/PT1 Ø25 H184 cm n°1 E27 max 14W</p> 	<p>442/S17 Ø17 H43 cm n°1 E27 max 14W</p> 	<p>442/A1 14 × H45 × W18 cm n°1 E27 max 14W</p> 	<p>442/A2 40 × H66 × W16 cm n°2 E27 max 14W</p> 	<p>442/PT17 Ø30 H173 cm n°1 E27 max 14W</p> 	<p>443/TR01 47 × 160 × W8 cm n°3 G9 max 6W</p> 
<p>443/TR03 30 × 88 × W8 cm n°3 G9 max 6W</p> 	<p>443/TR04 35 × 104 × W8 cm n°4 G9 max 6W</p> 	<p>443/TR05 35 × 130 × W8 cm n°5 G9 max 6W</p> 	<p>444/S20 Ø20 H38-110 cm n°1 E27 max 14W</p> 	<p>444/A20 20 × H50 × W14 cm n°1 G9 max 6W</p> 	<p>444/P45 Ø45 H19 cm n°6 E14 max 7W</p> 

<p>SP441/94 × 102 Ø94 × H102 × W12 cm n°4 G9 max 6W</p> 	<p>SP441/90-281 Ø90 × W12 cm n°4 G9 max 6W bronze mirror + silver mirror</p> 	<p>SP441/110-281 Ø110 × W12 cm n°5 G9 max 6W bronze mirror + silver mirror</p> 
--	---	---


Finishes Finiture

<p>O Gold Oro</p> 
<p>C Chrome Cromo</p> 
<p>A Light Burnished Brunito Chiaro</p> 
<p>N Nickel Nichel</p> 
<p>M Opaque Nickel Nichel Opaco</p> 
<p>K Opaque Gold Oro Opaco</p> 

Crystals Cristalli

<p>CAS T Clear AS Crystal Cristallo AS trasparente</p> 
<p>CAS C Light amber AS Crystal Cristallo AS ambra chiaro</p> 
<p>CAS D Teak AS Crystal Cristallo AS teak</p> 
<p>CAS L Blue AS Crystal Cristallo AS blu</p> 
<p>CSH E Mixed pink SH Crystal Cristallo SH misto rosa</p> 
<p>CSH F Mixed green + iris SH Crystal Cristallo SH misto verde + iride</p> 
<p>CSH J Blue SH Crystal AB Cristallo SH aurora boreale</p> 
<p>CSH N Black SH Crystal Cristallo SH nero</p> 


Lampshades Paralumi

<p>White Chinette Chinette bianco</p> 
<p>Black Chinette Chinette nero</p> 
<p>Blue Chinette Chinette blu</p> 
<p>Yellow Cottonette Cottonette giallo</p> 

Polaris

Our collection with geometric lines that determine its character, completed with crystals adding facets and reflections.

Collezione dalle linee geometriche che ne determinano il carattere, completata con cristalli che aggiungono sfaccettature e riflessi.





Polaris

23750/S17/3 D SHC N ↑



↑ 23750/S24/3 H ASC D
↗ 23750/S32/3 H ASC D



Polaris










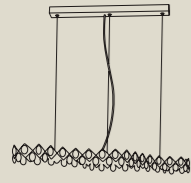
↑ 23750/L17/2-25 H ASC D
← 23750/L17/4 N ASC T

Polaris

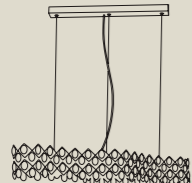


Models Modelli

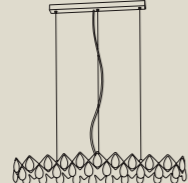
23750/128 x 27
128 x 27 H60-110 cm
n°12 G9 max 6W



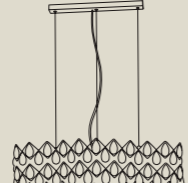
23750/128 x 27/2
128 x 27 H60-110 cm
n°12 G9 max 6W



23750/81 x 31
81 x 31 H60-110 cm
n°8 G9 max 6W



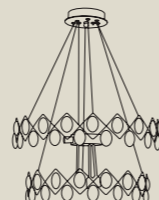
23750/81 x 31/2
81 x 31 H60-110 cm
n°8 G9 max 6W



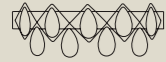
23750/31/2
Ø33 x H60 x 110 cm
n°5 G9 max 6W



23750/46/2
Ø46 x H60 x 110 cm
n°12 G9 max 6W



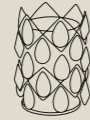
23750/A35
35 x H11 x W10 cm
n°2 G9 max 6W



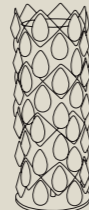
23750/A10 x 48
13 x H48 x W12 cm
n°2 G9 max 6W



23750/L17/2-25
Ø18 H25 cm
n°2 G9 max 6W



23750/L17/4
Ø18 H47 cm
n°4 G9 max 6W



23750/S17/2
Ø18 H23 cm
with cable H60-110
n°1 27 max 14W



23750/S17/3
Ø18 H36 cm
with cable H60-110
n°1 27 max 14W



23750/S24/2
Ø24 H23 cm
with cable H60-110
n°1 27 max 14W



23750/S24/3
Ø24 H36 cm
with cable H60-110
n°1 27 max 14W



23750/S32/2
Ø32 H23 cm
with cable H60-110
n°1 27 max 14W



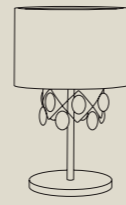
23750/S32/3
Ø32 H36 cm
with cable H60-110
n°1 27 max 14W



23752/S39
Ø40 H36 cm
with cable H60-110
n°1 27 max 14W



23750/LC30
Ø30 H47 cm
n°1 27 max 14W



23750/PT25
Ø25 H150 cm
n°1 27 max 14W



Finishes Finiture

O
Gold
Oro



C
Chrome
Cromo



A
Light Burnished
Brunito Chiaro



N
Nickel
Nichel



M
Opaque Nickel
Nichel Opaco



H
Opaque Dark Burnished
Brunito Scuro Opaco



D
Black Nickel
Nichel Nero



Crystals Cristalli

ASC T
Clear AS Crystal
Cristallo AS Trasparente



ASC D
Teak AS Crystal
Cristallo AS Teak



SHA T
Clear SH Crystal
Cristallo SH Trasparente



SHC N
Black SH Crystal
Cristallo SH Nero



Lampshades Paralumi

White Chinette
Chinette bianco



Black Chinette
Chinette nero



Aurora

Line characterized by arms that create elegant swirls.
Its essentiality makes you perceive the quality of the materials
of which it is composed and enhances its characteristics.

*Linea caratterizzata da bracci che creano volute eleganti.
Nella sua essenzialità fa percepire la qualità dei materiali
della quale è composta e ne esalta le caratteristiche.*



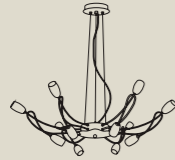


Models Modelli

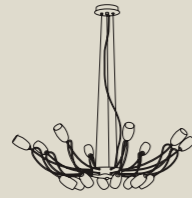
23711/5+5
Ø73 H70-105
n°10 G9 max 6W



23711/6+6
Ø93 H70-110
n°12 G9 max 6W



23711/8+8
Ø103 H 70-115
n°16 G9 max 6W



23711/A2
13 x H30 x W19cm
n°2 G9 max 6W



23711/L2
Ø15 H44 cm
n°2 G9 max 6W



23711-PT3
45 x 25 H176
n°3 G9 max 6W



Finishes Finiture

O
Gold
Oro



C
Chrome
Cromo



A
Light Burnished
Brunito Chiaro



N
Nickel
Nichel



M
Opaque Nickel
Nichel Opaco



Vega

Flowers made of carved metal flanked by cascades of transparent crystals make this line elegant and light.

Fiori intagliati in metallo affiancati a cascate di cristalli trasparenti rendono questa linea elegante e leggera.





Vega

040/16-60 C V71 T ↑
04A/AD16 C V71 T →



Models Modelli

040/S16-60
 Ø16 H60 cm – with cable
 H70-150
 n°3 G9 max 6W



040/S16-90
 Ø16 H90 cm – with cable
 H70-180
 n°3 G9 max 6W



040/S16-125
 Ø16 H125 cm – with cable
 H70-215
 n°3 G9 max 6W



040/A26
 25 x H70 x W8,5 cm
 n°4 G9 max 6W



040/AD16
 16 x H60 x W16 cm
 n°2 G9 max 6W



040/PT16
 Ø16 H170 cm
 n°4 G9 max 6W



Finishes Finiture

O
 Gold
 Oro



C
 Chrome
 Cromo



A
 Light Burnished
 Brunito Chiaro



N
 Nickel
 Nichel



M
 Opaque Nickel
 Nichel Opaco



K
 Opaque Gold
 Oro Opaco



Crystals Cristalli

V71 T
 Daisy decoration + Clear AS crystal
 Decoro margherita + cristallo AS trasparente



Nebula

A line characterized by a band with linear crystals that illuminate the perimeter of the article with facets, completed by a base of opal glass that softens the light which descends downwards.

Linea caratterizzata da fascia con cristalli di forma lineare che illuminano di sfaccettature il perimetro dell'articolo completata da un vetro opalino che ammorbidisce la luce che scende verso il basso.







Models
Modelli

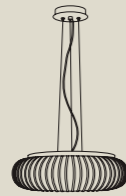
97050/030
Ø30 H40-110 cm
n°3 E14 max 7W



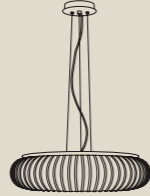
97050/040
Ø40 H40-110 cm
n°4 E14 max 7W



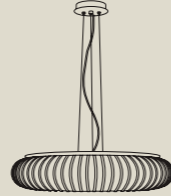
97050/050
Ø50 H40-110 cm
n°6 E14 max 7W



97050/060
Ø60 H40-110 cm
n°8 E14 max 7W



97050/070
Ø70 H40-110 cm
n°8 E14 max 7W



97050/P30
Ø30 H15 cm
n°3 E14 max 7W



97050/P40
Ø40 H15 cm
n°4 E14 max 7W



97050/P50
Ø50 H15 cm
n°6 E14 max 7W



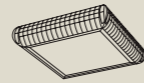
97050/P60
Ø60 H15 cm
n°8 E14 max 7W



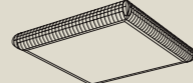
97050/P70
Ø70 H15 cm
n°8 E14 max 7W



97050/P060 × 060
60 × 60 H15 cm
n°8 E14 max 7W



97050/P100 × 100
100 × 100 H15 cm
n°16 E14 max 7W



Finishes
Finiture

O
Gold
Oro



C
Chrome
Cromo



A
Light Burnished
Brunito Chiaro



N
Nickel
Nichel



M
Opaque Nickel
Nichel Opaco



K
Opaque Gold
Oro Opaco



Crystals
Cristalli

AS
Clear AS Crystal
Cristallo AS Trasparente



Idra

This historical collection is characterized by a sensual and light shape, enriched by small crystal drops recalling a waterfall. A line full of elements which enable multiple combinations.

Collezione storica caratterizzata da una forma sinuosa e leggera, arricchita da piccole gocce di cristallo che richiamano i giochi d'acqua. Linea ricca di elementi per poter comporre molteplici abbinamenti.















↑ 94105/115X74 O SHS
← 94105/A2+2 O SHS

Idra



Models Modelli

<p>94100/035 Ø 35 H35 cm n°3 E14 max 7W</p>	<p>94100/045 Ø 45 H45 cm n°4 E14 max 7W</p>	<p>94100/055 Ø 55 H51 cm n°6 E14 max 7W</p>	<p>94100/065 Ø 65 H57 cm n°6 E14 max 7W</p>	<p>94100/075 Ø 75 H62 cm n°8 E14 max 7W</p>	<p>94100/100 Ø100 H100 cm n°14 E14 max 7W</p>
<p>94100/P35BP Ø 35 H21 cm n°3 E14 max 7W</p>	<p>94100/P45BP Ø 45 H24 cm n°4 E14 max 7W</p>	<p>94100/P55BP Ø 55 H25 cm n°6 E14 max 7W</p>	<p>94100/P65BP Ø 65 H33 cm n°8 E14 max 7W</p>	<p>94100/P75BP Ø 75 H35 cm n°8 E14 max 7W</p>	<p>94100/A2 dx 30 x H40 W7 cm n°2 E14 max 7W</p>
<p>94100/A2 sx 31 x H40 W7 cm n°2 E14 max 7W</p>	<p>94100/LPC25 Ø25 H44 cm n°1 E27 max 14W</p>	<p>94100/LMC25 Ø25 H48 cm n°1 E27 max 14W</p>	<p>94100/LMC30 Ø30 H50 cm n°1 E27 max 14W</p>	<p>94100/LGC40 Ø40 H56 cm n°1 E27 max 14W</p>	<p>94102/045 Ø 45 H40 cm n°3 E14 max 7W</p>
<p>94102/055 Ø 55 H45 cm n°4 E14 max 7W</p>	<p>94102/075 Ø 75 H55 cm n°6 E14 max 7W</p>	<p>94102/A2 30 x H30 W16 cm n°2 G9 max 6W</p>	<p>94102/P45 Ø45 H16 cm n°2 E14 max 7W</p>	<p>94102/P60 Ø60 H16 cm n°3 E14 max 7W</p>	<p>94102/P75 Ø75 H22 cm n°6 E14 max 7W</p>
<p>94103/PT30 D. 30 H190 cm n° 1 E27 max 14W</p>	<p>94104/75 x 47 75 x 47 H60 cm n°4 E14 max 7W</p>	<p>94104/P75 x 48 75 x 47 H16 cm n°4 E14 max 7W</p>	<p>94104/P115 x 74 115 x 74 H25 cm n°6 E14 max 7W</p>	<p>94105/75 x 47 75 x 47 H60 cm n°9 G9 max 6W</p>	<p>94105/115 x 74 115 x 74 H70 cm n°16 G9 max 6W</p>

<p>94105/A2+2 42 x H50 W15 cm n°4 E14 max 7W</p>	<p>94105/L2 26 x 15 H40 n°2 E14 max 7W</p>	<p>SP100/60 x 120 120 x 60 W6 cm</p>	<p>SP100/1 120 x 70 W6 cm</p>
---	---	---	--

Finishes Finiture

<p>O Gold Oro</p>	<p>C Chrome Cromo</p>	<p>A Light Burnished Brunito Chiaro</p>	<p>N Nickel Nichel</p>	<p>M Opaque Nickel Nichel Opaco</p>	<p>K Opaque Gold Oro Opaco</p>	<p>B Dark Burnished Brunito scuro</p>
----------------------------------	--------------------------------------	--	---------------------------------------	--	---	--

Crystals Cristalli

<p>SHS Clear SH Crystal Cristallo SH trasparente</p>	<p>CAS T Clear AS Crystal Cristallo AF trasparente</p>	<p>CAS D Teak AS Crystal Cristallo AS Teak</p>	<p>CSH N Black SH Crystal Cristallo SH nero</p>
---	---	---	--

Lampshades Paralumi

<p>White cotonette Cotonette bianco</p>	<p>Cream cotonette Cotonette Panna</p>	<p>Black cotonette Cotonette nero</p>
---	--	---

Daphne

This classic line, characterized by tubular arms arranged on various levels, enriched with branches of leaves and crystal drops. Various combinations of finishes, glasses and lampshades are available.

Linea classica caratterizzata da bracci in tubo disposti su vari livelli arricchiti con rami di foglie e gocce di cristallo. Disponibili varie combinazioni di finiture, vetri e paralumi.


































Models Modelli

492/6 Ø80 H55 cm n°6 E14 max 7W	492/8 Ø100 H58 cm n°8 E14 max 7W	492/8+4 Ø100 H58 cm n°12 E14 max 7W	492/10 Ø110 H58 cm n°10 E14 max 7W	49210+5 Ø110 H58 cm n°15 E14 max 7W	492/12 Ø124 H58 cm n°12 E14 max 7W
					
492/12+6 Ø124 H58 cm n°18 E14 max 7W	492/16+8 Ø150 H80 cm n°24 E14 max 7W	492/A1 20 x H34 W19 cm n°1 E14 max 7W	492/A2 52 x H51 W16 cm n°2 E14 max 7W	492/A3 55 x H51 W20 cm n°3 E14 max 7W	492/A5 76 x H55 W20 cm n°5 E14 max 7W
					
492/A5 C/TC 78 x H58 W22 cm n°5 E14 max 7W	492/LP1 14 x 14 H29 cm n°1 E14 max 7W	492/LP1 C/TC 14 x 14 H29 cm n°1 E14 max 7W	492/LT2 44 x 21 H57 cm n°2 E14 max 7W	492/PT45 Ø45 H170 cm n°3 E14 max 7W	
					

Finishes Finiture

O Gold Oro	
C Chrome Cromo	
A Light Burnished Brunito Chiaro	
N Nickel Nichel	
M Opaque Nickel Nichel Opaco	
K Opaque Gold Oro Opaco	


Crystals Cristalli

CAS T Asfour Crystal clear Cristallo Asfour trasparente	
CAS C Asfour Crystal light amber Cristallo Asfour ambra chiaro	
CAS D Asfour Crystal teak Cristallo Asfour teak	
CSH N Schöler Crystal black Cristallo Schöler nero	

Lampshades Paralumi

L71 Cream plissé pougé Pougé plissé panna	
M01 White plissé organza Organza plissé bianco	
M11 Beige plissé organza Organza plissé beige	
M06 Black plissé organza Organza plissé nero	

Glass Vetri

P72 Blown pìrex glass Vetro pìrex soffiato	
---	---

Flora

Pieces with a distinctive naturalistic line, made entirely of brass and completed with glass handcrafted with the Murano technique in the shape of flowers and bluebells.

Articoli dalla spiccata linea naturalistica, realizzata completamente in ottone e completata con vetri eseguiti artigianalmente con la tecnica muranese a forma di fiori e campanule.





Models
Modelli

24931/3+1
Ø55 H53 cm
n°3 E14 max 7W + 1 G9
max 6W



24931/6+2
Ø70 H57 cm
n°6 E14 max 7W + 2 G9
max 6W



24931/8+3
Ø85 H62 cm
n°8 E14 max 7W + 3 G9
max 6W



24931/P3
Ø55 H31 cm
n°3 E14 max 7W



24931/P6
Ø70 H33 cm
n°6 E14 max 7W



24931/P8
Ø85 H33 cm
n°8 E14 max 7W



24931/A1+1 dx
26 x H47 W15 cm
n°1 E14 max 7W + 1 G9
max 6W



24931/A1+1 ds
26 x H47 W15 cm
n°1 E14 max 7W + 1 G9
max 6W



24931/L1+1
20 x H55 cm
n°1 E14 max 7W + 1 G9
max 6W



Finishes
Finiture

O
Gold
Oro



A
Light Burnished
Brunito Chiaro



Demetra

Another line inspired by nature; this time by spring blooms. Featuring branches set with large crystal drops. Lights enriched by Murano glass bellflowers or lampshades that soften the emitted light.

Linea sempre ispirata alla natura, questa volta si ispira alle fioriture primaverili. Caratterizzata da rami con incastonate grandi gocce di cristallo. Luci arricchite da campanule di vetro di murano o da paralumi che ammorbidiscono la luce emessa.







↑ 24960/A3 A MUS R
← 24960/PA4 A MUS R

Demetra





24961/6+6 A PRH C ↑
24961/A2 C PRA T dx →



Models Modelli

24960/8
Ø76 H56 cm
n°8 G9 max 6W



24960/12
Ø90 H60 cm
n°12 G9 max 6W



24960/PA4
66 x 45 H13 cm
n°4 G9 max 6W



24960/P6
Ø55 H15 cm
n°6 G9 max 6W



24960/P9
Ø65 H25 cm
n°9 G9 max 6W



24960/A2
30 x H40 W14 cm
n°2 G9 max 6W



24960/A3
37 x H52 W14 cm
n°3 G9 max 6W



24960/L2
26 x 33 H50 cm
n°2 G9 max 6W



Finishes Finiture

O
Gold
Oro



C
Chrome
Cromo



A
Light Burnished
Brunito Chiaro



N
Nickel
Nichel



M
Opaque Nickel
Nichel Opaco



K
Opaque Gold
Oro Opaco



Glass and Crystals Vetri e Cristalli

MUS R
Milk-white + pink Murano Glass
- pink SH crystal
Vetro di Murano bianco latte + rosa
- Cristallo SHS rosa



MUA C
Milk-white + amber Murano Glass
- amber AS crystal
Vetro di Murano bianco latte + ambra
- Cristallo CAS ambra



MUA T
Inside satined Murano crystal Glass
+white powder
- clear AS crystal
Vetro di Murano trasp. +polv.bianco, sat.int.
- Cristallo CAS TRASP



Models Modelli

24960/4+4
Ø61 H56 cm
n°8 E14 max 7W



24960/6+6
Ø96 H58 cm
n°12 E14 max 7W



24961/A2
38 x H44 W19 cm
n°2 E14 max 7W



24961/L2
35 x 18 H44 cm
n°2 E14 max 7W



24961/PT30
Ø30 H160 cm
n°1 E27 max 14W



Finishes Finiture

O
Gold
Oro



C
Chrome
Cromo



A
Light Burnished
Brunito Chiaro



N
Nickel
Nichel



M
Opaque Nickel
Nichel Opaco



K
Opaque Gold
Oro Opaco



Lampshades and Crystals Paralumi e Cristalli

PRH C
Shade TC 13 x H11 x 9 cream
- AS Crystal amber
Paralume TC 13 x H11 x 9 panna
- Cristallo SH ambra



PRA T
Shade TC 13 x H11 x 9 white
- SH Crystal clear
Paralume TC 13 x H11 x 9 bianco
- Cristallo AS trasparente



Gemma

Small crystal gems create an elegant decoration in this line characterized by lights hidden inside large fabric lampshades.

Piccole gemme di cristallo creano un elegante decoro in questa linea caratterizzata da luci nascoste all'interno di grandi paralumi in tessuto.








Models Modelli

24962/045
Ø44 H56 cm
n°5 E14 max 7W



24962/054
Ø54 H62 cm
n°8 E14 max 7W



24962/LPC14
Ø14 H45 cm
n°1 E27 max 14W



24962/LGC25
Ø25 H57 cm
n°1 E27 max 14W



24962/PTC25
Ø30 H166 cm
n°1 E27 max 14W



24962/PTC34
Ø34 H181 cm
n°1 E27 max 14W



Finishes Finiture

O
Gold
Oro



C
Chrome
Cromo



A
Light Burnished
Brunito Chiaro



N
Nickel
Nichel



M
Opaque Nickel
Nichel Opaco



K
Opaque Gold
Oro Opaco



Lampshades and Crystals Paralumi e Cristalli

W01T
White shade – Clear AS crystal
Paralume bianco – Cristallo AS trasparente



W03N
White shade – Black SH crystal
Paralume bianco – Cristallo SH nero



W04T
Cream shade – Clear AS crystal
Paralume panna – Cristallo AS trasparente



W06N
Cream shade – Black SH crystal
Paralume panna – Cristallo SH nero



W07T
Black shade – Clear AS crystal
Paralume nero – Cristallo AS trasparente



W09N
Black shade – Black SH crystal
Paralume nero – Cristallo SH nero



Ercole

An elegant line of products of neoclassical inspiration. Items made with cast brass pieces combined with turned wood components and fabric lampshades.

Elegante linea di prodotti di ispirazione neoclassica. Articoli realizzati con componenti in fusione di ottone abbinati a componenti in legno tornito e paralumi in tessuto.

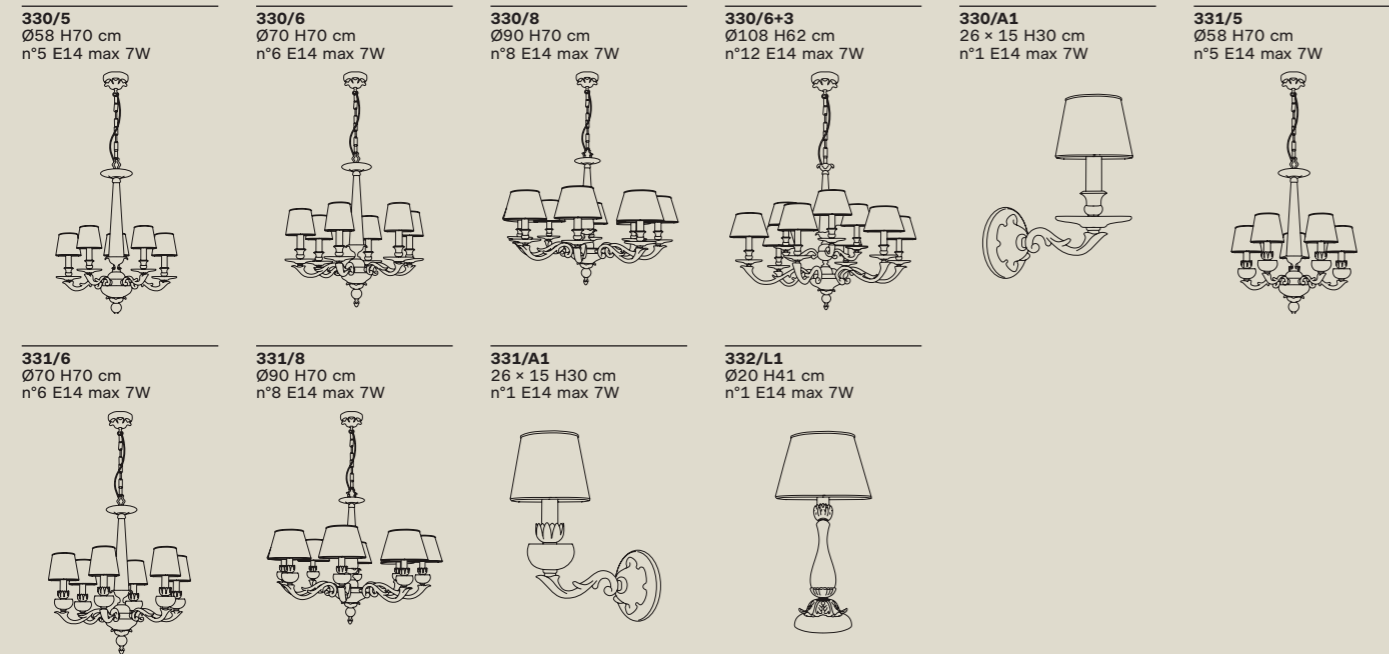








Models Modelli



Finishes Finiture



Couplings Abbinamenti



Saturno

Our modular ceiling-lamp system allows the client to compose items of different shapes and sizes. The line is completed by suspensions, wall lamps and mirrors. A line rich in finishes and colors with carved metal decorations which is also customizable.

Sistema modulare di plafoniere a soffitto che permettono di comporre articoli di diversa forma e dimensione. Completano la linea sospensioni, applique e specchi. Linea ricca di finiture e colori con decori metallici intagliati anche personalizzabili.












↑ BAR/39X54 C 01A2
← SAT/A37X55 O 21 A

Saturno








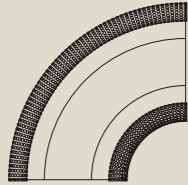
Models Modelli

Sistema componibile

SAT/SETT-A
200 × 100 × H15 cm
n°10 G9 max 6W



SAT/SETT-B
150 × 100 × H15 cm
n°6 G9 max 6W



SAT/SETT-C
100 × 20 H15 cm
n°3 G9 max 6W



SAH/SETT-A
110 × 60 H13 cm
n°6 G9 max 6W



SAH/SETT-B
60 × 60 H13 cm
n°6 G9 max 6W



SAH/SETT-C
60 × 14 H13 cm
n°3 G9 max 6W



SAH/P60 × 60
60 × 60 H13 cm
n°12 G9 max 6W




SAH/P70 × 70
70 × 70 H13 cm
n°12 G9 max 6W



SAH/P80 × 80
80 × 80 H13 cm
n°8 G9 max 6W



SAH/P100 × 100
100 × 100 H13 cm
n°12 G9 max 6W



SAH/P60
Ø 60 H13 cm
n°12 G9 max 6W



SAH/P70
Ø 70 H13 cm
n°12 G9 max 6W



Altri elementi


SAH/P80
Ø 80 H13 cm
n°8 G9 max 6W



SAH/P100
Ø 100 H13 cm
n°12 G9 max 6W



SAH/P120
Ø 120 H13 cm
n°16 G9 max 6W



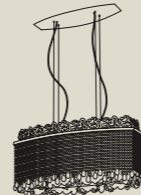
SAT/A24 × 35
24 × H35 W9 cm
n°2 G9 max 6W



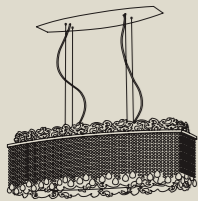
SAT/A37 × 55
37 × H55 W14 cm
n°2 G9 max 6W



BAR/2OV1
150 × 60 H60 cm
n°14 E14 max 7W +
5 LED




BAR/2OV2
100 × 40 H60 cm
n°10 E14 max 7W +
4 LED




BAR/P40-85
Ø40 H85 cm
n°9 G9 max 6W



BAR/P50-85
Ø50 H85 cm
n°12 G9 max 6W



BAR/P60-85
Ø60 H85 cm
n°13 G9 max 6W




BAR/A39 × 54
39 × H54 W25 cm
n°1 E27 max 7W




BAR/LPC25
Ø 25 H44 cm
n°1 E27 max 7W



SPSAT086 × 086
86 × 86 W2,5 cm



SPSAT130 × 130
130 × 130 W2,5 cm



SPSAT FL59
Ø100 W2,5 cm



Specchi

Finishes Finiture

O
Gold
Oro



C
Chrome
Cromo



A
Light Burnished
Brunito Chiaro



N
Nickel
Nichel



M
Opaque Nickel
Nichel Opaco



OT04
Opaque Brushed Brass
Ottone Spazzolato Opaco



Mirrors and glass Specchi e vetri

1
Smoked mirror
Specchio fumé



2
Bronze mirror
Specchio bronzo



3
Black glass
Vetro nero



4
Silver mirror
Specchio argento



Decorations Decorazioni

0
Without decorations
Senza decori



1
Barò decorations
Decoro Barò



2
Leaf decorations
Decoro Foglia



3
Customized decorations
Decoro personalizzato



4
Maya decorations
Decoro Maya



Crystals Cristalli

A
Asfour Crystal clear
Cristallo Asfour trasparente



AS TT
Asfour Crystal clear
Cristallo Asfour trasparente



AS TD
Asfour Crystal clear + smoke
Cristallo Asfour trasparente + smoke



Shades Paralumi

White Chinette
Chinette bianco



Black Chinette
Chinette nero



Alya

This decò-inspired line is characterized by an essential structure combined with blown glass with an elegant wavy effect obtained using antique non-circular plant molds of the Murano glass tradition.

Linea di ispirazione Decò caratterizzata da una struttura essenziale abbinata a vetri soffiati dall'elegante effetto ondulato ottenuti utilizzando vecchi stampi a fermo della tradizione vetraia muranese.










Models Modelli


ALYA/6+6
 Ø 93 H60 cm
 n°12 E27 max 14W



ALYA/A1
 14 x H19 W18 cm
 n°1 E27 max 14W



ALYA/A2
 34 x H24 W16 cm
 n°2 E27 max 14W



ALYA/L1
 Ø 15 H19 cm
 n°1 E27 max 14W



ALYA/PT1+1
 74 x 30 H171 cm
 n° 1 E27 max 14W +
 n° 1 G9 max 6W



Finishes Finiture

OT04
 Opaque Brushed Brass
 Ottone Spazzolato Opaco



BR26
 Opaque Bronzed Nickel
 Nichel Bronzato Opaco Satinato



BR02
 Burnished Opaque Dark Satin
 Brunito Scuro Opaco



Glasses Vetri

11/01
 Clear Crystal
 Cristallo trasparente



11/04
 White acid milk
 Bianco latte acidato



11/05
 Clear smoked
 Fumè trasparente



11/06
 Clear tobacco
 Tabacco trasparente



11/07
 Clear bronze
 Bronzo trasparente



11/08
 Clear amethyst
 Ametista trasparente



Altair


A beautiful article of large dimensions both for its proportions and for the glass used. Wavy glass with a flattened spherical shape, made using traditional historical molds of the Murano art of non-circular blown glass. The end result is a kaleidoscopic effect of light, shades and transparencies.

Articolo dalle grandi dimensioni, sia per le proporzioni che per i vetri utilizzati. Vetri ondulati di forma sferica schiacciata, realizzati utilizzando vecchi stampi storici dell'arte muranese del vetro soffiato a fermo. Il risultato finale è un caleidoscopico effetto di luce, sfumature e trasparenze.










Models Modelli

ALTAIR/10
118 x 78 H73
10 E27 max 14W



ALTAIR/A1
diametro 30 W16 cm
n° 1 E27 max 14W




ALTAIR/A1
diametro 30 W16 cm
n° 1 E27 max 14W



ALTAIR/PT
30 x 16 H171 cm
n° 1 E27 max 14W



ALTAIR/LT
30 x 20 H36 cm
n° 1 E27 max 14W



Finishes Finiture

OT04
Opaque Brushed Brass
Ottone Spazzolato Opaco



BR26
Opaque Bronzed Nickel
Nichel Bronzato Opaco Satinato



BR02
Burnished Opaque Dark Satin
Brunito Scuro Opaco



Glasses Vetri

08/01
Clear Crystal
Cristallo trasparente



08/04
White acid milk
Bianco latte acidato



08/05
Clear smoked
Fumé trasparente



08/06
Clear tobacco
Tabacco trasparente



08/07
Clear bronze
Bronzo trasparente



08/08
Clear amethyst
Ametista trasparente



Sirio

This line of products which, along with Alya and Altair, forms a large family of items that can be combined to meet any need. Sirio offers single or group suspensions that can be customized and made to measure.

Linea di prodotti che con Alya e Altair formano una grande famiglia di articoli abbinabili tra di loro per venire incontro a qualsiasi necessità. Sirio offre sospensioni singole o a gruppi che possono essere personalizzate e realizzate su misura.





Models Modelli

SIRIO/S108
 Ø 30 cm H16 cm
 with cable H36-120
 n°1 E27 max 14W



SIRIO/S109
 Ø 20 cm H24 cm
 with cable H44-120
 n°1 E27 max 14W



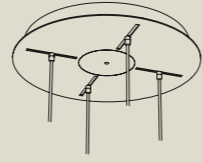
SIRIO/S110
 Ø 12 cm H33 cm
 with cable H53-130
 n°1 E27 max 14W



SIRIO/S111
 Ø15 cm H17 cm
 with cable H27-110
 n°1 E27 max 14W



SIRIO/B50
 D50 H6 cm
 Ceiling base for 4/8 lights
 Base a soffitto per 4/8 luci



Finishes Finiture

OT04
 Opaque Brushed Brass
 Ottone Spazzolato Opaco



BR26
 Opaque Bronzed Nickel
 Nichel Bronzato Opaco Satinato



BR02
 Burnished Opaque Dark Satin
 Brunito Scuro Opaco



Glasses Vetri

01
 Clear Crystal
 Cristallo trasparente



04
 White acid milk
 Bianco latte acidato



05
 Clear smoked
 Fumé trasparente



06
 Clear tobacco
 Tabacco trasparente



07
 Clear bronze
 Bronzo trasparente



08
 Clear amethyst
 Ametista trasparente



BC San Michele srl reserves the right to charge, at any time and according to its unquestionable judgement, the kinds of working, dimensions and details of various kinds that concern the articles it produces. These modifications shall be made, in any case, with the aim of improving the final product.

BC San Michele srl si riserva la facoltà di variare, in qualsiasi momento ed a suo insindacabile giudizio, i tipi di lavorazione, le dimensioni ed i particolari di vario genere che riguardino gli articoli da essa prodotti. Tali modifiche verranno attuate, ad ogni modo, con lo scopo di migliorare il prodotto finale.

BC San Michele srl
Strada SS. Fortunato e Lazzaro, 107/F
36061 Bassano del Grappa (VI) – Italia

T +39 0424 566227
M sanmichele@bcsanmichele.com
W bcsanmichele.com

1982—2022