

Catalogue 2023

# The classics

**san michele**

# The classics

**san michele**

## About us

In the market since 1982, *BC San Michele* produces a wide range of lighting products which can be adapted to many varied spaces and styles.

Forty years of artisan experience, combined with up-to-date technology developed and expanded over time, help the company create high quality products with refined lines.

All creations purchased by the customer carry with them the commitment of the company and of all the people who took part in its realization preserving their memory and skill.

*San Michele* represents the continuation of the company's historical production and adds new items with updated decorative lines, keeping its philosophy unaltered in the use of noble materials worked with skillful craftsmanship.

*Presente sul mercato dal 1982 la società BC San Michele produce una vasta gamma di prodotti di illuminazione destinati alle soluzioni più varie.*

*Con quarant'anni di esperienza artigianale, affiancata alla tecnologia che si è sviluppata e ampliata nel tempo, la ditta realizza prodotti di alta qualità e dalle linee ricercate.*

*L'oggetto che il cliente acquista porta con sé l'impegno dell'azienda e di tutte le persone che sono intervenute nella sua realizzazione e ne conserva in qualche modo la memoria.*

*San Michele rappresenta la continuazione della produzione storica dell'azienda e ne affianca nuovi articoli dalle linee decorative attualizzate, mantenendo inalterata la sua filosofia nell'utilizzo di materiali nobili lavorati con sapiente maestria artigianale.*

# The classics

Cassiopea	6
Mira	14
Polaris	46
Aurora	62
Nebula	68
Idra	76
Daphne	94
Gemma	106
Ercole	114
Saturno	124
Alya	142
Altair	152
Sirio	162
Sonora	168
Tropici	172



# Cassiopea

This collection with crystals is characterized by an essential shape that enhances the timelessness of the line making it suitable for both classic and modern furnishings.

*Collezione con cristalli caratterizzata da un forma essenziale che esalta l'atemporalità della linea rendendola adatta sia ad ambienti classici che moderni.*











## Models Modelli

**832/020**  
Ø20 H28 cm  
n°1 E14 max 7W



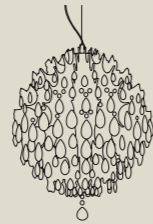
**832/030**  
Ø30 H41 cm  
n°4 E14 max 7W




**832/040**  
Ø40 H51 cm  
n°4 E27 max 14W




**832/050**  
Ø50 H62 cm  
n°6 E27 max 14W



**832/060**  
Ø60 H73 cm  
n°8 E27 max 14W




**832/080**  
Ø80 H85 cm  
n°12 E27 max 14W



**832/A28**  
L32 H34 D15 cm  
n°2 E14 max 7W



**832/A60**  
L60 H65 D32 cm  
n°5 E27 max 14W



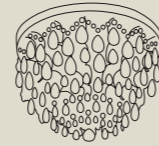
**832/P30**  
Ø30 H20 cm  
n°2 E14 max 7W



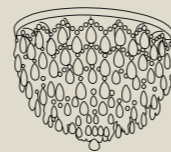
**832/P40**  
Ø40 H26 cm  
n°3 E27 max 14W



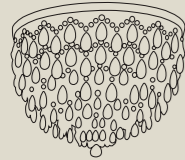
**832/P50**  
Ø50 H34 cm  
n°5 E27 max 14W



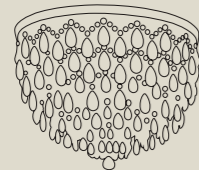
**832/P60**  
Ø60 H42 cm  
n°6 E27 max 14W



**832/P80**  
Ø80 H48 cm  
n°9 E27 max 14W



**832/PD100**  
Ø100 H60 cm  
n°12 E27 max 14W



**832/L20**  
Ø20 H30 cm  
n°1 E14 max 7W



**832/PT30**  
Ø30 H160 cm  
n°3 E14 max 7W



## Finishes Finiture

**O**  
Gold  
Oro



**C**  
Chrome  
Cromo



**A**  
Light Burnished  
Brunito Chiaro



**N**  
Nickel  
Nichel



**M**  
Opaque Nickel  
Nichel Opaco



## Crystals Cristalli

**AS**  
Clear AS Crystal  
Cristallo AS trasparente





# Mira

A collection characterized by a liberty line with crystal flowers and sinuous shapes that recall nature. Rich in finishings and colors to decorate and illuminate any space.

*Collezione caratterizzata da una linea liberty con fiori di cristallo e forme sinuose che richiamano alla natura. Ricca di finiture e colori per decorare, illuminando qualsiasi ambiente.*



























↑ 442/LPC14 A CAS C  
← 442/PT17 C CAS L

Mira







↑ 444/S20 K CAS T  
← 444/A20 K CSH N

Mira





























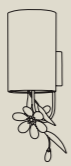




















# Models Modelli

<p><b>440/P52</b> Ø52 H19 cm n°6 E14 max 7W</p> 	<p><b>440/P72</b> Ø72 H19 cm n°6 E14 max 7W</p> 	<p><b>440/P115 x 58</b> Oval 115 x 58 H19 cm n°6 E14 max 7W</p> 	<p><b>440/A2G</b> 33 x H31 x W19 cm n°2 G9 max 7W</p> 	<p><b>440/A2P</b> 30 x H21 x W19 cm n°2 G9 max 7W</p> 	<p><b>441/075</b> Ø75 H70 cm n°12 G9 max 7W</p> 
<p><b>441/110</b> Ø110 H100 cm n°18 G9 max 7W</p> 	<p><b>441/P43</b> Ø42 H25 cm n°2 G9 max 6W</p> 	<p><b>441/P55</b> Ø55 H35 cm n°9 G9 max 6W</p> 	<p><b>441/P75</b> Ø75 H35 cm n°12 G9 max 6W</p> 	<p><b>441/P90</b> Ø96 H30 cm n°18 G9 max 6W</p> 	<p><b>441/A1</b> 16 x H28 x W12 cm n°1 G9 max 7W</p> 
<p><b>441/A2</b> 21 x H42 x W12 cm n°2 G9 max 7W</p> 	<p><b>441/A3</b> 30 x H63 x W12 cm n°3 G9 max 7W</p> 	<p><b>441/LPC14</b> Ø14 H42 cm n°1 E27 max 14W</p> 	<p><b>441/LMC17</b> Ø17 H48 cm n°1 E27 max 14W</p> 	<p><b>441/LMC25</b> Ø25 H48 cm n°1 E27 max 14W</p> 	<p><b>441/LMC34</b> Ø34 H48 cm n°1 E27 max 14W</p> 
<p><b>441/PT1</b> Ø25 H184 cm n°1 E27 max 14W</p> 	<p><b>442/S17</b> Ø17 H43 cm n°1 E27 max 14W</p> 	<p><b>442/A1</b> 14 x H45 x W18 cm n°1 E27 max 14W</p> 	<p><b>442/A2</b> 40 x H66 x W16 cm n°2 E27 max 14W</p> 	<p><b>442/PT17</b> Ø30 H173 cm n°1 E27 max 14W</p> 	<p><b>443/TR01</b> 47 x 160 x W8 cm n°3 G9 max 6W</p> 
<p><b>443/TR03</b> 30 x 88 x W8 cm n°3 G9 max 6W</p> 	<p><b>443/TR04</b> 35 x 104 x W8 cm n°4 G9 max 6W</p> 	<p><b>443/TR05</b> 35 x 130 x W8 cm n°5 G9 max 6W</p> 	<p><b>444/S20</b> Ø20 H38-110 cm n°1 E27 max 14W</p> 	<p><b>444/A20</b> 20 x H50 x W14 cm n°1 G9 max 6W</p> 	<p><b>444/P45</b> Ø45 H19 cm n°6 E14 max 7W</p> 

<p><b>SP441/94 x 102</b> Ø94 x H102 x W12 cm n°4 G9 max 6W</p> 	<p><b>SP441/90-281</b> Ø90 x W12 cm n°4 G9 max 6W bronze mirror + silver mirror</p> 	<p><b>SP441/110-281</b> Ø110 x W12 cm n°5 G9 max 6W bronze mirror + silver mirror</p> 
--	---	---



## Finishes Finiture

<p><b>O</b> Gold Oro</p> 
<p><b>C</b> Chrome Cromo</p> 
<p><b>A</b> Light Burnished Brunito Chiaro</p> 
<p><b>N</b> Nickel Nichel</p> 
<p><b>M</b> Opaque Nickel Nichel Opaco</p> 
<p><b>K</b> Opaque Gold Oro Opaco</p> 

## Crystals Cristalli

<p><b>CAS T</b> Clear AS Crystal Cristallo AS trasparente</p> 
<p><b>CAS C</b> Light amber AS Crystal Cristallo AS ambra chiaro</p> 
<p><b>CAS D</b> Teak AS Crystal Cristallo AS teak</p> 
<p><b>CAS L</b> Blue AS Crystal Cristallo AS blu</p> 
<p><b>CSH E</b> Mixed pink SH Crystal Cristallo SH misto rosa</p> 
<p><b>CSH F</b> Mixed green + iris SH Crystal Cristallo SH misto verde + iride</p> 
<p><b>CSH J</b> Blue SH Crystal AB Cristallo SH aurora boreale</p> 
<p><b>CSH N</b> Black SH Crystal Cristallo SH nero</p> 


## Lampshades Paralumi

<p>White Chinette Chinette bianco</p> 
<p>Black Chinette Chinette nero</p> 
<p>Blue Chinette Chinette blu</p> 
<p>Yellow Cottonette Cottonette giallo</p> 

# Polaris

Our collection with geometric lines that determine its character, completed with crystals adding facets and reflections.

*Collezione dalle linee geometriche che ne determinano il carattere, completata con cristalli che aggiungono sfaccettature e riflessi.*







Polaris

23750/S17/3 D SHC N ↑



↑ 23750/S24/3 H ASC D  
↗ 23750/S32/3 H ASC D



Polaris














↑ 23750/L17/2-25 H ASC D  
← 23750/L17/4 N ASC T

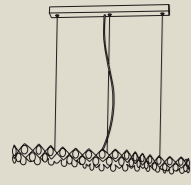
Polaris



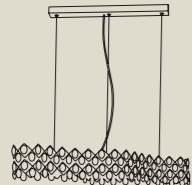


**Models**  
*Modelli*

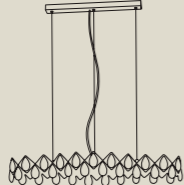
**23750/128 x 27**  
128 x 27 H60-110 cm  
n°12 G9 max 6W



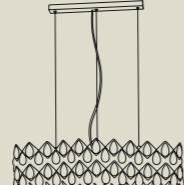
**23750/128 x 27/2**  
128 x 27 H60-110 cm  
n°12 G9 max 6W



**23750/81 x 31**  
81 x 31 H60-110 cm  
n°8 G9 max 6W



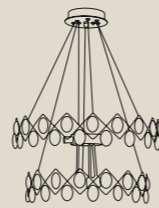
**23750/81 x 31/2**  
81 x 31 H60-110 cm  
n°8 G9 max 6W



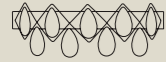
**23750/31/2**  
Ø33 x H60 x 110 cm  
n°5 G9 max 6W



**23750/46/2**  
Ø46 x H60 x 110 cm  
n°12 G9 max 6W



**23750/A35**  
35 x H11 x W10 cm  
n°2 G9 max 6W



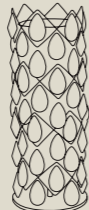
**23750/A10 x 48**  
13 x H48 x W12 cm  
n°2 G9 max 6W



**23750/L17/2-25**  
Ø18 H25 cm  
n°2 G9 max 6W



**23750/L17/4**  
Ø18 H47 cm  
n°4 G9 max 6W



**23750/S17/2**  
Ø18 H23 cm  
with cable H60-110  
n°1 27 max 14W



**23750/S17/3**  
Ø18 H36 cm  
with cable H60-110  
n°1 27 max 14W



**23750/S24/2**  
Ø24 H23 cm  
with cable H60-110  
n°1 27 max 14W



**23750/S24/3**  
Ø24 H36 cm  
with cable H60-110  
n°1 27 max 14W



**23750/S32/2**  
Ø32 H23 cm  
with cable H60-110  
n°1 27 max 14W



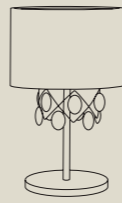
**23750/S32/3**  
Ø32 H36 cm  
with cable H60-110  
n°1 27 max 14W



**23752/S39**  
Ø40 H36 cm  
with cable H60-110  
n°1 27 max 14W



**23750/LC30**  
Ø30 H47 cm  
n°1 27 max 14W



**23750/PT25**  
Ø25 H150 cm  
n°1 27 max 14W



**Finishes**  
*Finiture*

**O**  
Gold  
Oro



**C**  
Chrome  
Cromo



**A**  
Light Burnished  
Brunito Chiaro



**N**  
Nickel  
Nichel



**M**  
Opaque Nickel  
Nichel Opaco



**H**  
Opaque Dark Burnished  
Brunito Scuro Opaco



**D**  
Black Nickel  
Nichel Nero



**Crystals**  
*Cristalli*

**ASC T**  
Clear AS Crystal  
Cristallo AS Trasparente



**ASC D**  
Teak AS Crystal  
Cristallo AS Teak



**SHA T**  
Clear SH Crystal  
Cristallo SH Trasparente



**SHC N**  
Black SH Crystal  
Cristallo SH Nero



**Lampshades**  
*Paralumi*

White Chinette  
*Chinette bianco*



Black Chinette  
*Chinette nero*



# Aurora

Line characterized by arms that create elegant swirls.  
Its essentiality makes you perceive the quality of the materials  
of which it is composed and enhances its characteristics.

*Linea caratterizzata da bracci che creano volute eleganti.  
Nella sua essenzialità fa percepire la qualità dei materiali  
della quale è composta e ne esalta le caratteristiche.*





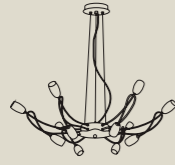


## Models Modelli

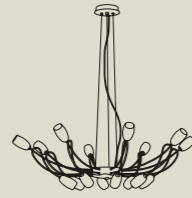
**23711/5+5**  
Ø73 H70-105  
n°10 G9 max 6W



**23711/6+6**  
Ø93 H70-110  
n°12 G9 max 6W



**23711/8+8**  
Ø103 H 70-115  
n°16 G9 max 6W



**23711/A2**  
13 x H30 x W19cm  
n°2 G9 max 6W



**23711/L2**  
Ø15 H44 cm  
n°2 G9 max 6W



**23711-PT3**  
45 x 25 H176  
n°3 G9 max 6W



## Finishes Finiture

**O**  
Gold  
Oro



**C**  
Chrome  
Cromo



**A**  
Light Burnished  
Brunito Chiaro



**N**  
Nickel  
Nichel



**M**  
Opaque Nickel  
Nichel Opaco



# Nebula

A line characterized by a band with linear crystals that illuminate the perimeter of the article with facets, completed by a base of opal glass that softens the light which descends downwards.

*Linea caratterizzata da fascia con cristalli di forma lineare che illuminano di sfaccettature il perimetro dell'articolo completata da un vetro opalino che ammorbidisce la luce che scende verso il basso.*













Models  
Modelli

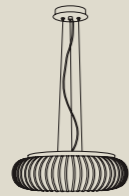
**97050/030**  
Ø30 H40-110 cm  
n°3 E14 max 7W



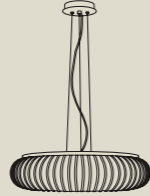
**97050/040**  
Ø40 H40-110 cm  
n°4 E14 max 7W



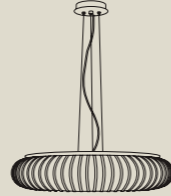
**97050/050**  
Ø50 H40-110 cm  
n°6 E14 max 7W



**97050/060**  
Ø60 H40-110 cm  
n°8 E14 max 7W



**97050/070**  
Ø70 H40-110 cm  
n°8 E14 max 7W



**97050/P30**  
Ø30 H15 cm  
n°3 E14 max 7W



**97050/P40**  
Ø40 H15 cm  
n°4 E14 max 7W



**97050/P50**  
Ø50 H15 cm  
n°6 E14 max 7W



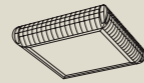
**97050/P60**  
Ø60 H15 cm  
n°8 E14 max 7W



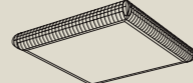
**97050/P70**  
Ø70 H15 cm  
n°8 E14 max 7W



**97050/P060 x 060**  
60 x 60 H15 cm  
n°8 E14 max 7W



**97050/P100 x 100**  
100 x 100 H15 cm  
n°16 E14 max 7W



Finishes  
Finiture

**O**  
Gold  
Oro



**C**  
Chrome  
Cromo



**A**  
Light Burnished  
Brunito Chiaro



**N**  
Nickel  
Nichel



**M**  
Opaque Nickel  
Nichel Opaco



**K**  
Opaque Gold  
Oro Opaco



Crystals  
Cristalli

**AS**  
Clear AS Crystal  
Cristallo AS Trasparente



# Idra

This historical collection is characterized by a sensual and light shape, enriched by small crystal drops recalling a waterfall. A line full of elements which enable multiple combinations.

*Collezione storica caratterizzata da una forma sinuosa e leggera, arricchita da piccole gocce di cristallo che richiamano i giochi d'acqua. Linea ricca di elementi per poter comporre molteplici abbinamenti.*



















































↑ 94105/115X74 O SHS  
← 94105/A2+2 O SHS





Idra












# Models Modelli

<b>94100/035</b> Ø 35 H35 cm n°3 E14 max 7W 	<b>94100/045</b> Ø 45 H45 cm n°4 E14 max 7W 	<b>94100/055</b> Ø 55 H51 cm n°6 E14 max 7W 	<b>94100/065</b> Ø 65 H57 cm n°6 E14 max 7W 	<b>94100/075</b> Ø 75 H62 cm n°8 E14 max 7W 	<b>94100/100</b> Ø100 H100 cm n°14 E14 max 7W 
<b>94100/P35BP</b> Ø 35 H21 cm n°3 E14 max 7W 	<b>94100/P45BP</b> Ø 45 H24 cm n°4 E14 max 7W 	<b>94100/P55BP</b> Ø 55 H25 cm n°6 E14 max 7W 	<b>94100/P65BP</b> Ø 65 H33 cm n°8 E14 max 7W 	<b>94100/P75BP</b> Ø 75 H35 cm n°8 E14 max 7W 	<b>94100/A2 dx</b> 30 x H40 W7 cm n°2 E14 max 7W 
<b>94100/A2 sx</b> 31 x H40 W7 cm n°2 E14 max 7W 	<b>94100/LPC25</b> Ø25 H44 cm n°1 E27 max 14W 	<b>94100/LMC25</b> Ø25 H48 cm n°1 E27 max 14W 	<b>94100/LMC30</b> Ø30 H50 cm n°1 E27 max 14W 	<b>94100/LGC40</b> Ø40 H56 cm n°1 E27 max 14W 	<b>94102/045</b> Ø 45 H40 cm n°3 E14 max 7W 
<b>94102/055</b> Ø 55 H45 cm n°4 E14 max 7W 	<b>94102/075</b> Ø 75 H55 cm n°6 E14 max 7W 	<b>94102/A2</b> 30 x H30 W16 cm n°2 G9 max 6W 	<b>94102/P45</b> Ø45 H16 cm n°2 E14 max 7W 	<b>94102/P60</b> Ø60 H16 cm n°3 E14 max 7W 	<b>94102/P75</b> Ø75 H22 cm n°6 E14 max 7W 
<b>94103/PT30</b> D. 30 H190 cm n° 1 E27 max 14W 	<b>94104/75 x 47</b> 75 x 47 H60 cm n°4 E14 max 7W 	<b>94104/P75 x 48</b> 75 x 47 H16 cm n°4 E14 max 7W 	<b>94104/P115 x 74</b> 115 x 74 H25 cm n°6 E14 max 7W 	<b>94105/75 x 47</b> 75 x 47 H60 cm n°9 G9 max 6W 	<b>94105/115 x 74</b> 115 x 74 H70 cm n°16 G9 max 6W 

<b>94105/A2+2</b> 42 x H50 W15 cm n°4 E14 max 7W 	<b>94105/L2</b> 26 x 15 H40 n°2 E14 max 7W 	<b>SP100/60 x 120</b> 120 x 60 W6 cm 	<b>SP100/1</b> 120 x 70 W6 cm 
---	---	--	---




## Finishes Finiture

<b>O</b> Gold Oro 	<b>C</b> Chrome Cromo 	<b>A</b> Light Burnished Brunito Chiaro 	<b>N</b> Nickel Nichel 	<b>M</b> Opaque Nickel Nichel Opaco 	<b>K</b> Opaque Gold Oro Opaco 	<b>B</b> Dark Burnished Brunito scuro 
--	--	--	---	--	---	--

## Crystals Cristalli

<b>SHS</b> Clear SH Crystal Cristallo SH trasparente 	<b>CAS T</b> Clear AS Crystal Cristallo AF trasparente 	<b>CAS D</b> Teak AS Crystal Cristallo AS Teak 	<b>CSH N</b> Black SH Crystal Cristallo SH nero 
---	---	---	--

## Lampshades Paralumi

White cotonette Cotonette bianco 	Cream cotonette Cotonette Panna 	Black cotonette Cotonette nero 
--	---	--



# Daphne

This classic line, characterized by tubular arms arranged on various levels, enriched with branches of leaves and crystal drops. Various combinations of finishes, glasses and lampshades are available.

*Linea classica caratterizzata da bracci in tubo disposti su vari livelli arricchiti con rami di foglie e gocce di cristallo. Disponibili varie combinazioni di finiture, vetri e paralumi.*






































## Models Modelli

<b>492/6</b> Ø80 H55 cm n°6 E14 max 7W	<b>492/8</b> Ø100 H58 cm n°8 E14 max 7W	<b>492/8+4</b> Ø100 H58 cm n°12 E14 max 7W	<b>492/10</b> Ø110 H58 cm n°10 E14 max 7W	<b>49210+5</b> Ø110 H58 cm n°15 E14 max 7W	<b>492/12</b> Ø124 H58 cm n°12 E14 max 7W
					
<b>492/12+6</b> Ø124 H58 cm n°18 E14 max 7W	<b>492/16+8</b> Ø150 H80 cm n°24 E14 max 7W	<b>492/A1</b> 20 x H34 W19 cm n°1 E14 max 7W	<b>492/A2</b> 52 x H51 W16 cm n°2 E14 max 7W	<b>492/A3</b> 55 x H51 W20 cm n°3 E14 max 7W	<b>492/A5</b> 76 x H55 W20 cm n°5 E14 max 7W
					
<b>492/A5 C/TC</b> 78 x H58 W22 cm n°5 E14 max 7W	<b>492/LP1</b> 14 x 14 H29 cm n°1 E14 max 7W	<b>492/LP1 C/TC</b> 14 x 14 H29 cm n°1 E14 max 7W	<b>492/LT2</b> 44 x 21 H57 cm n°2 E14 max 7W	<b>492/PT45</b> Ø45 H170 cm n°3 E14 max 7W	
					

## Finishes Finiture

<b>O</b> Gold Oro	
<b>C</b> Chrome Cromo	
<b>A</b> Light Burnished Brunito Chiaro	
<b>N</b> Nickel Nichel	
<b>M</b> Opaque Nickel Nichel Opaco	
<b>K</b> Opaque Gold Oro Opaco	

## Crystals Cristalli

<b>CAS T</b> Asfour Crystal clear Cristallo Asfour trasparente	
<b>CAS C</b> Asfour Crystal light amber Cristallo Asfour ambra chiaro	
<b>CAS D</b> Asfour Crystal teak Cristallo Asfour teak	
<b>CSH N</b> Schöler Crystal black Cristallo Schöler nero	

## Lampshades Paralumi

<b>L71</b> Cream plissé poungé Pougé plissé panna	
<b>M01</b> White plissé organza Organza plissé bianco	
<b>M11</b> Beige plissé organza Organza plissé beige	
<b>M06</b> Black plissé organza Organza plissé nero	

## Glass Vetri

<b>P72</b> Blown pirex glass Vetro pirex soffiato	
---	---



# Gemma

Small crystal gems create an elegant decoration in this line characterized by lights hidden inside large fabric lampshades.

*Piccole gemme di cristallo creano un elegante decoro in questa linea caratterizzata da luci nascoste all'interno di grandi paralumi in tessuto.*










## Models Modelli

**24962/045**  
Ø44 H56 cm  
n°5 E14 max 7W



**24962/054**  
Ø54 H62 cm  
n°8 E14 max 7W



**24962/LPC14**  
Ø14 H45 cm  
n°1 E27 max 14W



**24962/LGC25**  
Ø25 H57 cm  
n°1 E27 max 14W



**24962/PTC25**  
Ø30 H166 cm  
n°1 E27 max 14W



**24962/PTC34**  
Ø34 H181 cm  
n°1 E27 max 14W



## Finishes Finiture

**O**  
Gold  
Oro



**C**  
Chrome  
Cromo



**A**  
Light Burnished  
Brunito Chiaro



**N**  
Nickel  
Nichel



**M**  
Opaque Nickel  
Nichel Opaco



**K**  
Opaque Gold  
Oro Opaco



## Lampshades and Crystals Paralumi e Cristalli

**W01T**  
White shade – Clear AS crystal  
Paralume bianco – Cristallo AS trasparente



**W03N**  
White shade – Black SH crystal  
Paralume bianco – Cristallo SH nero



**W04T**  
Cream shade – Clear AS crystal  
Paralume panna – Cristallo AS trasparente



**W06N**  
Cream shade – Black SH crystal  
Paralume panna – Cristallo SH nero



**W07T**  
Black shade – Clear AS crystal  
Paralume nero – Cristallo AS trasparente



**W09N**  
Black shade – Black SH crystal  
Paralume nero – Cristallo SH nero





# Ercole

An elegant line of products of neoclassical inspiration. Items made with cast brass pieces combined with turned wood components and fabric lampshades.

*Elegante linea di prodotti di ispirazione neoclassica. Articoli realizzati con componenti in fusione di ottone abbinati a componenti in legno tornito e paralumi in tessuto.*













## Models Modelli


**330/5**  
Ø58 H70 cm  
n°5 E14 max 7W



**330/6**  
Ø70 H70 cm  
n°6 E14 max 7W



**330/8**  
Ø90 H70 cm  
n°8 E14 max 7W



**330/6+3**  
Ø108 H62 cm  
n°12 E14 max 7W



**330/A1**  
26 x 15 H30 cm  
n°1 E14 max 7W



**331/5**  
Ø58 H70 cm  
n°5 E14 max 7W



**331/6**  
Ø70 H70 cm  
n°6 E14 max 7W



**331/8**  
Ø90 H70 cm  
n°8 E14 max 7W



**331/A1**  
26 x 15 H30 cm  
n°1 E14 max 7W



**332/L1**  
Ø20 H41 cm  
n°1 E14 max 7W



## Finishes Finiture

**O**  
Gold  
Oro



**C**  
Chrome  
Cromo



**A**  
Light Burnished  
Brunito Chiaro



**N**  
Nickel  
Nichel



**M**  
Opaque Nickel  
Nichel Opaco



**K**  
Opaque Gold  
Oro Opaco



**B**  
Dark Burnished  
Brunito scuro



## Couplings Abbinamenti

**N20**

Black varnish wood, Candle H.9  
+ small Ivory shades  
*Legno laccato Nero, Candela H.9*  
+ *Paral. piccoli Cotonette Avorio*



**N36**

Black varnish wood, Candle H.9  
+ big Ivory shades  
*Legno laccato Nero, Candela H.9*  
+ *Paral. grandi Cotonette Avorio*



**N37**

Black varnish wood, Candle H.9  
+ big Black+innerside white shades  
*Legno lacc.Nero, Cand.H.9*  
+ *Paral. grandi Cot. Neri int.bianco*



**N38**

Black varnish wood, Candle H.9  
+ big Black+innerside gold shades  
*Legno lacc.Nero, Cand.H.9*  
+ *Paral. grandi Cot. Neri int.oro*



**N60**

Ivory varnish wood, Candle H.9  
+ small Ivory shades  
*Legno laccato Avorio, Candela H.9*  
+ *Paral. piccoli Cotonette Avorio*



**N76**

Ivory varnish wood, Candle H.9  
+ big Ivory shades  
*Legno laccato Avorio, Candela H.9*  
+ *Paral. grandi Cotonette Avorio*



# Saturno

Our modular ceiling-lamp system allows the client to compose items of different shapes and sizes. The line is completed by suspensions, wall lamps and mirrors. A line rich in finishes and colors with carved metal decorations which is also customizable.

*Sistema modulare di plafoniere a soffitto che permettono di comporre articoli di diversa forma e dimensione. Completano la linea sospensioni, applique e specchi. Linea ricca di finiture e colori con decori metallici intagliati anche personalizzabili.*



















↑ BAR/39X54 C 01A2  
← SAT/A37X55 O 21 A

Saturno
















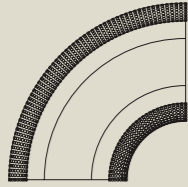
## Models Modelli

Sistema componibile

**SAT/SETT-A**  
200 × 100 × H15 cm  
n°10 G9 max 6W



**SAT/SETT-B**  
150 × 100 × H15 cm  
n°6 G9 max 6W



**SAT/SETT-C**  
100 × 20 H15 cm  
n°3 G9 max 6W



**SAH/SETT-A**  
110 × 60 H13 cm  
n°6 G9 max 6W



**SAH/SETT-B**  
60 × 60 H13 cm  
n°6 G9 max 6W



**SAH/SETT-C**  
60 × 14 H13 cm  
n°3 G9 max 6W




**SAH/P60 × 60**  
60 × 60 H13 cm  
n°12 G9 max 6W




**SAH/P70 × 70**  
70 × 70 H13 cm  
n°12 G9 max 6W



**SAH/P80 × 80**  
80 × 80 H13 cm  
n°8 G9 max 6W



**SAH/P100 × 100**  
100 × 100 H13 cm  
n°12 G9 max 6W



**SAH/P60**  
Ø 60 H13 cm  
n°12 G9 max 6W



**SAH/P70**  
Ø 70 H13 cm  
n°12 G9 max 6W

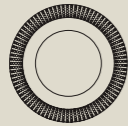


Altri elementi


**SAH/P80**  
Ø 80 H13 cm  
n°8 G9 max 6W



**SAH/P100**  
Ø 100 H13 cm  
n°12 G9 max 6W



**SAH/P120**  
Ø 120 H13 cm  
n°16 G9 max 6W



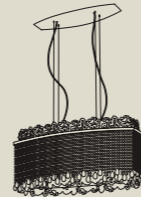
**SAT/A24 × 35**  
24 × H35 W9 cm  
n°2 G9 max 6W



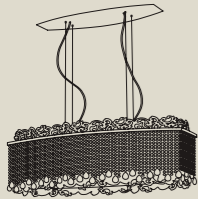
**SAT/A37 × 55**  
37 × H55 W14 cm  
n°2 G9 max 6W



**BAR/2OV1**  
150 × 60 H60 cm  
n°14 E14 max 7W + 5 LED




**BAR/2OV2**  
100 × 40 H60 cm  
n°10 E14 max 7W + 4 LED




**BAR/P40-85**  
Ø40 H85 cm  
n°9 G9 max 6W



**BAR/P50-85**  
Ø50 H85 cm  
n°12 G9 max 6W



**BAR/P60-85**  
Ø60 H85 cm  
n°13 G9 max 6W




**BAR/A39 × 54**  
39 × H54 W25 cm  
n°1 E27 max 7W




**BAR/LPC25**  
Ø 25 H44 cm  
n°1 E27 max 7W



**SPSAT086 × 086**  
86 × 86 W2,5 cm



**SPSAT130 × 130**  
130 × 130 W2,5 cm



**SPSAT FL59**  
Ø100 W2,5 cm



Specchi

## Finishes Finiture

**O**  
Gold  
Oro



**C**  
Chrome  
Cromo



**A**  
Light Burnished  
Brunito Chiaro



**N**  
Nickel  
Nichel



**M**  
Opaque Nickel  
Nichel Opaco



**OT04**  
Opaque Brushed Brass  
Ottone Spazzolato Opaco



## Mirrors and glass Specchi e vetri

**1**  
Smoked mirror  
Specchio fumé



**2**  
Bronze mirror  
Specchio bronzo



**3**  
Black glass  
Vetro nero



**4**  
Silver mirror  
Specchio argento



## Decorations Decorazioni

**0**  
Without decorations  
Senza decori



**1**  
Barò decorations  
Decoro Barò



**2**  
Leaf decorations  
Decoro Foglia



**3**  
Customized decorations  
Decoro personalizzato



**4**  
Maya decorations  
Decoro Maya



## Crystals Cristalli

**A**  
Asfour Crystal clear  
Cristallo Asfour trasparente



**AS TT**  
Asfour Crystal clear  
Cristallo Asfour trasparente



**AS TD**  
Asfour Crystal clear + smoke  
Cristallo Asfour trasparente + smoke



## Shades Paralumi

White Chinette  
Chinette bianco



Black Chinette  
Chinette nero





# Alya

This decò-inspired line is characterized by an essential structure combined with blown glass with an elegant wavy effect obtained using antique non-circular plant molds of the Murano glass tradition.

*Linea di ispirazione Decò caratterizzata da una struttura essenziale abbinata a vetri soffiati dall'elegante effetto ondulato ottenuti utilizzando vecchi stampi a fermo della tradizione vetraia muranese.*














## Models Modelli


**ALYA/6+6**  
 Ø 93 H60 cm  
 n°12 E27 max 14W



**ALYA/A1**  
 14 x H19 W18 cm  
 n°1 E27 max 14W



**ALYA/A2**  
 34 x H24 W16 cm  
 n°2 E27 max 14W



**ALYA/L1**  
 Ø 15 H19 cm  
 n°1 E27 max 14W



**ALYA/PT1+1**  
 74 x 30 H171 cm  
 n° 1 E27 max 14W +  
 n° 1 G9 max 6W



## Finishes Finiture

**OT04**  
 Opaque Brushed Brass  
 Ottone Spazzolato Opaco



**BR26**  
 Opaque Bronzed Nickel  
 Nichel Bronzato Opaco Satinato



**BR02**  
 Burnished Opaque Dark Satin  
 Brunito Scuro Opaco



## Glasses Vetri

**11/01**  
 Clear Crystal  
 Cristallo trasparente



**11/04**  
 White acid milk  
 Bianco latte acidato



**11/05**  
 Clear smoked  
 Fumé trasparente



**11/06**  
 Clear tobacco  
 Tabacco trasparente



**11/07**  
 Clear bronze  
 Bronzo trasparente



**11/08**  
 Clear amethyst  
 Ametista trasparente



# Altair

A beautiful article of large dimensions both for its proportions and for the glass used. Wavy glass with a flattened spherical shape, made using traditional historical molds of the Murano art of non-circular blown glass. The end result is a kaleidoscopic effect of light, shades and transparencies.

*Articolo dalle grandi dimensioni, sia per le proporzioni che per i vetri utilizzati. Vetri ondulati di forma sferica schiacciata, realizzati utilizzando vecchi stampi storici dell'arte muranese del vetro soffiato a fermo. Il risultato finale è un caleidoscopico effetto di luce, sfumature e trasparenze.*















## Models Modelli

**ALTAIR/10**  
118 x 78 H73  
10 E27 max 14W



**ALTAIR/A1**  
diametro 30 W16 cm  
n° 1 E27 max 14W




**ALTAIR/A1**  
diametro 30 W16 cm  
n° 1 E27 max 14W



**ALTAIR/PT**  
30 x 16 H171 cm  
n° 1 E27 max 14W



**ALTAIR/LT**  
30 x 20 H36 cm  
n° 1 E27 max 14W



## Finishes Finiture

**OT04**  
Opaque Brushed Brass  
*Ottone Spazzolato Opaco*



**BR26**  
Opaque Bronzed Nickel  
*Nichel Bronzato Opaco Satinato*



**BR02**  
Burnished Opaque Dark Satin  
*Brunito Scuro Opaco*



## Glasses Vetri

**08/01**  
Clear Crystal  
*Cristallo trasparente*



**08/04**  
White acid milk  
*Bianco latte acidato*



**08/05**  
Clear smoked  
*Fumé trasparente*



**08/06**  
Clear tobacco  
*Tabacco trasparente*



**08/07**  
Clear bronze  
*Bronzo trasparente*



**08/08**  
Clear amethyst  
*Ametista trasparente*





# Sirio

This line of products which, along with Alya and Altair, forms a large family of items that can be combined to meet any need. Sirio offers single or group suspensions that can be customized and made to measure.

*Linea di prodotti che con Alya e Altair formano una grande famiglia di articoli abbinabili tra di loro per venire incontro a qualsiasi necessità. Sirio offre sospensioni singole o a gruppi che possono essere personalizzate e realizzate su misura.*







## Models Modelli

**SIRIO/S108**  
 Ø 30 cm H16 cm  
 with cable H36-120  
 n°1 E27 max 14W



**SIRIO/S109**  
 Ø 20 cm H24 cm  
 with cable H44-120  
 n°1 E27 max 14W



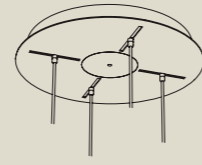
**SIRIO/S110**  
 Ø 12 cm H33 cm  
 with cable H53-130  
 n°1 E27 max 14W



**SIRIO/S111**  
 Ø15 cm H17 cm  
 with cable H27-110  
 n°1 E27 max 14W



**SIRIO/B50**  
 D50 H6 cm  
 Ceiling base for 4/8 lights  
 Base a soffitto per 4/8 luci



## Finishes Finiture

**OT04**  
 Opaque Brushed Brass  
 Ottone Spazzolato Opaco



**BR26**  
 Opaque Bronzed Nickel  
 Nichel Bronzato Opaco Satinato



**BR02**  
 Burnished Opaque Dark Satin  
 Brunito Scuro Opaco



## Glasses Vetri

**01**  
 Clear Crystal  
 Cristallo trasparente



**04**  
 White acid milk  
 Bianco latte acidato



**05**  
 Clear smoked  
 Fumé trasparente



**06**  
 Clear tobacco  
 Tabacco trasparente



**07**  
 Clear bronze  
 Bronzo trasparente



**08**  
 Clear amethyst  
 Ametista trasparente



# Sonora

A soft sequence of curves obtained with artfully shaped brass tubes. The undulating movement that recalls sound waves gives this article a vibrant lightness.

*Dolce sequenza di curve ottenute con tubi di ottone sagomati ad arte. Il movimento ondulatorio che richiama le onde sonore dona a questo articolo una leggerezza vibrante.*

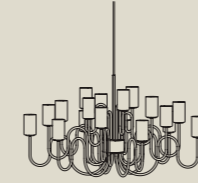






## Models Modelli

**SONORA/18**  
 ø90 H50 cm  
 n°18 G9 max 6W



## Finishes Finiture

**O**  
 Gold  
 Oro



**V01**  
 Nero Opaco  
 Opaque Black



**C**  
 Chrome  
 Cromo



**V02**  
 Bianco Opaco  
 Opaque White



**A**  
 Light Burnished  
 Brunito Chiaro



**V60**  
 Verde Avio – materico  
 Avio Green – textured



**N**  
 Nickel  
 Nichel



**V61**  
 Blu Prussia – materico  
 Prussian Blue – textured



**M**  
 Opaque Nickel  
 Nichel Opaco



**V62**  
 Rosso Terra – materico  
 Earth Red – textured



**OT04**  
 Opaque Brushed Brass  
 Ottone Spazzolato Opaco



**V63**  
 Grigio Salvia – materico  
 Sage Grey – textured



**V64**  
 Nero – materico  
 Black – textured



# Tropici


This line is characterized by structures with essential lines and important geometric shapes. Items are completed by blown glasses made using antique non-circular plant molds of the Murano glass tradition. The faceted cylindrical shape of the glass creates elegant reflections.

*Strutture dalle linee essenziali e forme geometriche importanti caratterizzano questa linea. Completano l'articolo vetri realizzati utilizzando vecchi stampi storici dell'arte muranese del vetro soffiato a fermo. La forma cilindrica sfaccettata del vetro crea eleganti riflessi.*









TROPICI/RS2 OT04 13/01 ↑

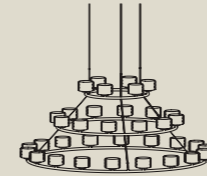
↑ TROPICI/RS1 OT04 12/01





## Models Modelli

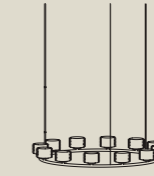
**TROPICI/C01**  
 Ø147 H61 cm  
 n°36 G9 max 6W



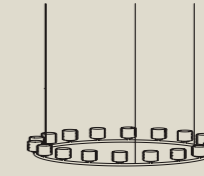
**TROPICI/S6**  
 Ø60 H11 cm  
 n°6 G9 max 6W



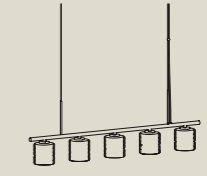
**TROPICI/S12**  
 Ø100 H11 cm  
 n°12 G9 max 6W



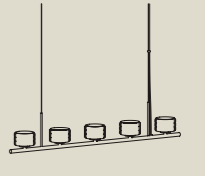
**TROPICI/S18**  
 Ø147 H11 cm  
 n°18 G9 max 6W



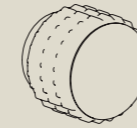
**TROPICI/SR1**  
 120 x 12 H35 cm  
 n°5 E27 max 14W



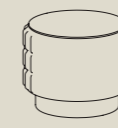
**TROPICI/SR2**  
 120 x 112 H21 cm  
 n°5 G9 max 6W



**TROPICI/A1**  
 Ø12 W10 cm  
 n°1 G9 max 6W



**TROPICI/L01**  
 Ø12 H10 cm  
 n°1 G9 max 6W



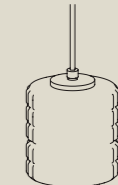
**TROPICI/LT**  
 Ø14 H32 cm  
 n°1 G9 max 6W



**TROPICI/PT1**  
 Ø30 H160 cm  
 n°1 E27 max 14W



**TROPICI/S1**  
 Ø12 H14 cm  
 n°1 E27 max 14W



## Finishes Finiture

**O**  
 Gold  
 Oro



**M**  
 Opaque Nickel  
 Nichel Opaco



**OT04**  
 Opaque Brushed Brass  
 Ottone Spazzolato Opaco



**V54**  
 Gloss black lacquer  
 Lacca nero lucido



## Glasses Vetri

**O**  
 Clear Crystal  
 Cristallo Trasparente



**M**  
 Frosted Crystal  
 Cristallo Acidato



BC San Michele srl reserves the right to charge, at any time and according to its unquestionable judgement, the kinds of working, dimensions and details of various kinds that concern the articles it produces. These modifications shall be made, in any case, with the aim of improving the final product.

*BC San Michele srl si riserva la facoltà di variare, in qualsiasi momento ed a suo insindacabile giudizio, i tipi di lavorazione, le dimensioni ed i particolari di vario genere che riguardino gli articoli da essa prodotti. Tali modifiche verranno attuate, ad ogni modo, con lo scopo di migliorare il prodotto finale.*

**BC San Michele srl**  
Strada SS. Fortunato e Lazzaro, 107/F  
36061 Bassano del Grappa (VI) – Italia

**T** +39 0424 566227  
**M** sanmichele@bcsanmichele.com  
**W** bcsanmichele.com

Art Direction: Matteo Bordignon / Graphic Design: Giulia De Benedetto / Render: Lorenzo Franciosi



**san michele**